

The NEW **Greenstar i**



A new look, new features and a **new name** for the UK's best selling boiler, the Greenstar i Junior

Introducing the new **Greenstar i**

The new **Greenstar i boiler** builds on the popular features its predecessor, the market-leading Greenstar i Junior and i System, while introducing a host of new features.

These improvements include enhanced performance, an intuitive control panel and design improvements that make installation and maintenance even easier. The Greenstar i are also fully compliant with the ErP (Energy-related Products) Directive.

The models still include the same high efficiency WB3 heat exchanger and also incorporates a number of features that have been tried and tested in the recent Greenstar Compact range.

New **features...**

✔ **Higher hot water outputs**

Available in outputs of 25kW and 30kW, giving higher hot water flow rates of 10.2 and 12.3 litres per minute.

✔ **Eliminates condensate freezing**

Has been extensively tested under simulated extreme weather conditions and proved its effectiveness in preventing frozen condensate at -15°C for a sustained period of 48 hours*.

✔ **User friendly control panel**

Simple to use and with many added functions including basic adjust mode and service reminder function, see details overleaf.

✔ **Low cost weather compensation option**

Further increased efficiency can be achieved with the installation of a simple optional weather sensor.

✔ **Low energy modulating pump**


Ensures the Greenstar i complies with the ErP Directive.

✔ **More system boiler choices**

Two new outputs have been introduced – 9kW and 21kW – providing a comprehensive range of outputs across the range from 9kW to 24kW, with lower output models being particularly suitable for homes with high levels of thermal insulation.



...New **design improvements**



Simple to remove fan

The fan is angled for easy removal with just one screw. The burner gasket is not disturbed in the process so the cost of a new one is saved.

More space inside

The expansion tank is now inside the boiler, making access for service and maintenance easier.



Easier to open

The single sided outer case allows easy access during installation and servicing.



Easier hanging

The new angled and tapered bracket design makes easier installation over countertops. The holes and valves line up with the i Junior for a "Simple Switch" option.

Pre-set gas valve

The non-adjustable gas valve will always be set within appropriate levels and therefore does not need to be adjusted on service.




Larger condensate siphon

Removes the need for an external trace heating device or the need to insulate external condensate pipework.

Easier PCB access

The installer connection on the PCB can be easily accessed by opening two clips.


Intuitive control panel with extra **features**



Information at your fingertips

The digital display includes a 'quick info' button to provide information on:

- Current boiler status
- Clear text descriptions for quick boiler diagnostics
- Flow detection.



Quickly set economic heating and hot water

By holding down the up and down buttons together, the central heating flow temperature can be adjusted to the economical flow temperature. The hot water temperature can also be quickly adjusted (as shown) using the same process.



Service reminder

The Greenstar i control panel includes a service reminder function which is turned off as a default. It can be accessed by the installer and programmed with the number of months until a reminder is displayed.



Basic adjust mode

The control can be set to ensure that the boiler settings are locked to the comfort of the user, whilst preventing erroneous use.



Optional plug-in Greenstar Comfort control shown




Compatible with all the latest controls

The Greenstar i is compatible with the full range of Worcester controls including the new Greenstar Comfort controls and the Wave internet-connected smart control. Details are shown on page 6.



FREE Greenstar i App

In order for installation and service teams to familiarise themselves with the full functionality of the Greenstar i, a comprehensive simulator tool app is available. In addition to the simulator, an animated walk-through is included in the app.



Greenstar i app

Technical data

Greenstar i combi models	Greenstar 25i	Greenstar 30i
Part Number	7 733 600 012	7 733 600 005
DHW flow rate @ 35°C rise	10.2 l/min	12.3 l/min
Output to central heating	7.2-24kW	7.2-24kW
Height	710mm (max)	710mm (max)
Width	400mm	400mm
Depth	330mm (max)	330mm (max)
Weight – lift	31.7kg	31.7kg
ErP Seasonal Space Heating energy efficiency class	A / 93%	A / 93%
ErP Water Heating energy efficiency class	A	A
2009 SEDBUK efficiency – natural gas	A / 89.6%	A / 89.6%
SAP comparative hot water efficiency	73.2%	72.1%
NOx classification with low NOx code plug	39mg/kWh	39mg/kWh
NOx classifications	49mg/kWh	49mg/kWh

Greenstar i System models	9i System	12i System	15i System	18i System	21i System	24i System
Part Number	7 733 600 011	7 733 600 010	7 733 600 009	7 733 600 008	7 733 600 007	7 733 600 006
Output to central heating	3.1-9.2kW	3.1-12.2kW	4.6-15.3kW	4.6-18.4kW	7.2-21.6 kW	7.2-24.6kW
Height	710mm (max)	710mm (max)	710mm (max)	710mm (max)	710mm (max)	710mm (max)
Width	400mm	400mm	400mm	400mm	400mm	400mm
Depth	330mm (max)	330mm (max)	330mm (max)	330mm (max)	330mm (max)	330mm (max)
Weight – lift	30.9kg	30.9kg	30.9kg	30.9kg	30.9kg	30.9kg
ErP Seasonal Space Heating energy efficiency class	A / 93%	A / 93%	A / 93%	A / 93%	A / 93%	A / 93%
2009 SEDBUK efficiency – natural gas	A / 89.8%	A / 89.8%	A / 89.7%	A / 89.7%	A / 89.7%	A / 89.7%
NOx classifications	36mg/kWh	45mg/kWh	42mg/kWh	50mg/kWh	49mg/kWh	49mg/kWh

Controls compatibility

Worcester controls	i combi	i System [†]
MT10 and MT10RF	✓	✗
Comfort	✓	✓
Comfort I RF and Comfort II RF	✓	✓
FR10 and FR110	✓	✓
FW100	✓	✓
Wave	✓	✓

[†]System boilers using a Worcester control option are incompatible with Y or S plan systems and must have the optional Diverter Valve Kit fitted.

10 year guarantee

All Greenstar i boilers have a **10 year guarantee*** on the primary heat exchanger.



Frequently asked **questions**

Q. Does the Greenstar i use the same flues as the i Junior?

Yes. It is compatible with the same range of Condensfit II flues.

Q. Is the Greenstar i the same dimensions as the i Junior and are the mounting holes and pipe positions the same?

Yes. To aid easy replacement of boilers, the mounting hole positions have been kept the same. The Greenstar i uses the same plumbing manifold as other Greenstar combi boilers.



Q. Have the 27kW and 30kW Greenstar i Systems changed?

The Greenstar i System 27kW and 30kW boilers have remained the same and use the WB7 heat cell which is also used in the Greenstar CDi Compact series.

Q. Where can I learn more about the new control panel on the Greenstar i?

Worcester will be launching an online simulator and app so you can familiarise yourself with the functions and features of the boiler controls.

Energy-related **products (ErP)**

ErP stands for “**E**nergy-related **P**roducts”.

The ErP Directive, which is a new regulation set by the European Union, is designed to drive improvements in the efficiency and performance of heating and hot water products.

Its purpose is to ensure that end users are aware of the level of energy efficiency inherent within their appliances.

As such, the Directive will help European governments reduce carbon emissions and improve the overall efficiency of the housing stock, while helping homeowners to reduce their energy bills.

The ErP regulations covers boilers, combination boilers, water heaters and other heating appliances up to 400kW.



Energy Labelling


The Energy Labelling involves a label which we are familiar with today on washing machines and televisions at the point of sale.

The Energy Labelling regulations introduce Europe-wide energy labelling requirements for boilers, combination boilers, water heaters and other heating products up to 70kW and hot water cylinders under 2,000 litres.

The Energy Related Products (ErP) Directive comes into force on the 26th September 2015.

Worcester will have a number of measures in place to support you including:

- An **online tool** which creates product and heating system labels
- ErP will be covered in **all Worcester training courses**
- **ErP experts** – our technical and customer support teams can answer all your questions.





**Technical Helpline
(Pre & Post Sales)**

Tel: 0330 123 3366

Email: technical-advice@uk.bosch.com

Service Enquiries

Email: service-enquiries@uk.bosch.com
or telephone 0330 123 9559

Literature

Email: brochure-request@uk.bosch.com
or download instantly from our website
or telephone 0330 123 9119

ErP Technical Helpline

Email: ErP-advice@uk.bosch.com
or telephone 0330 123 3641

Social Housing Enquiries

Email: social.housing@uk.bosch.com
or visit [www.worcester-bosch.co.uk/
specifier/our-company/your-local-contacts](http://www.worcester-bosch.co.uk/specifier/our-company/your-local-contacts)

worcester-bosch.co.uk



Worcester, Bosch Group,
Cotswold Way, Warndon,
Worcester, WR4 9SW